


**MUNICIPIO DE COQUIMATLAN, COL.**  
**Sistema Integral de Contabilidad Gubernamental**  
**ESTADO ANALITICO DEL EJERCICIO DEL PRESUPUESTO DE EGRESOS**

Clasificación Administrativa

**DEL 1 DE MAYO AL 31 DE MAYO DE 2023**

Análisis por: Clasificación Administrativa

Clave Presupuestaria - Descripción UP-UR-UE	Aprobado May-May	Ampliaciones / (Reducciones) May-May	Modificado May-May	DpC. May- May	Devengado May-May	Pagado May-May	Subejercicio May-May
<b>01 REGIDORES</b>	<b>266,445.26</b>	<b>-4,700.00</b>	<b>261,745.26</b>	<b>0.00</b>	<b>261,745.26</b>	<b>262,845.26</b>	<b>0.00</b>
01 01 REGIDORES	266,445.26	-4,700.00	261,745.26	0.00	261,745.26	262,845.26	0.00
01 01 01 DESPACHO DE REGIDORES	266,445.26	-4,700.00	261,745.26	0.00	261,745.26	262,845.26	0.00
<b>02 PRESIDENCIA MUNICIPAL</b>	<b>241,717.73</b>	<b>69,356.33</b>	<b>311,074.06</b>	<b>0.00</b>	<b>311,074.06</b>	<b>220,500.46</b>	<b>0.00</b>
02 01 PRESIDENCIA MUNICIPAL	241,717.73	69,356.33	311,074.06	0.00	311,074.06	220,500.46	0.00
02 01 01 DESPACHO DE PRESIDENCIA	139,692.53	84,471.54	224,164.07	0.00	224,164.07	133,590.47	0.00
02 01 02 SECRETARIA PARTICULAR	102,025.20	-15,115.21	86,909.99	0.00	86,909.99	86,909.99	0.00
<b>03 SECRETARIA DEL H AYUNTAMIENTO</b>	<b>765,745.41</b>	<b>-79,590.60</b>	<b>686,154.81</b>	<b>0.00</b>	<b>686,154.81</b>	<b>685,852.58</b>	<b>0.00</b>
03 01 SECRETARIA DEL H AYUNTAMIENTO	765,745.41	-79,590.60	686,154.81	0.00	686,154.81	685,852.58	0.00
03 01 01 DESPACHO DE SECRETARIA DEL H AYUNTAMIENTO	350,436.74	-61,569.94	288,866.80	0.00	288,866.80	292,294.04	0.00
03 01 02 DIRECCION DE ASUNTOS JURIDICOS	52,039.09	7,276.01	59,315.10	0.00	59,315.10	59,315.10	0.00
03 01 03 DIRECCION DE COMUNICACION SOCIAL	56,161.53	-7,152.69	49,008.84	0.00	49,008.84	49,108.84	0.00
03 01 04 DIRECCION DE CULTURA	61,775.88	-6,750.75	55,025.13	0.00	55,025.13	55,025.13	0.00
03 01 05 DIRECCION DE DEPORTES	107,589.34	5,713.15	113,302.49	0.00	113,302.49	109,473.02	0.00
03 01 08 JUNTA MUNICIPAL DE PUEBLO JUAREZ	120,142.83	-17,106.38	103,036.45	0.00	103,036.45	103,036.45	0.00
03 01 09 COMISARIAS MUNICIPALES	17,600.00	0.00	17,600.00	0.00	17,600.00	17,600.00	0.00
<b>04 OFICIALIA MAYOR</b>	<b>1,929,967.69</b>	<b>-450,334.45</b>	<b>1,479,633.24</b>	<b>0.00</b>	<b>1,479,633.24</b>	<b>1,452,949.93</b>	<b>0.00</b>
04 01 OFICIALIA MAYOR	1,929,967.69	-450,334.45	1,479,633.24	0.00	1,479,633.24	1,452,949.93	0.00
04 01 01 DESPACHO DE OFICIALIA MAYOR	646,197.70	63,436.18	709,633.88	0.00	709,633.88	697,667.63	0.00
04 01 03 DEPARTAMENTO DE RECURSOS HUMANOS	1,254,322.39	-513,770.63	740,551.76	0.00	740,551.76	725,834.70	0.00
04 01 05 DEPARTAMENTO DE INFORMATICA	29,447.60	0.00	29,447.60	0.00	29,447.60	29,447.60	0.00
<b>05 TESORERIA MUNICIPAL</b>	<b>605,960.15</b>	<b>-42,711.37</b>	<b>563,248.78</b>	<b>0.00</b>	<b>563,248.78</b>	<b>562,647.04</b>	<b>0.00</b>
05 01 TESORERIA MUNICIPAL	605,960.15	-42,711.37	563,248.78	0.00	563,248.78	562,647.04	0.00
05 01 01 DESPACHO DE TESORERIA MUNICIPAL	511,438.48	-49,511.52	461,926.96	0.00	461,926.96	461,325.22	0.00
05 01 02 DIRECCION DE INGRESOS	20,002.44	7,276.01	27,278.45	0.00	27,278.45	27,278.45	0.00
05 01 03 DIRECCION DE EGRESOS Y CONTABILIDAD	42,080.17	-251.02	41,829.15	0.00	41,829.15	41,829.15	0.00
05 01 04 DIRECCION DE CATASTRO	32,439.06	-224.84	32,214.22	0.00	32,214.22	32,214.22	0.00
<b>06 CONTRALOR MUNICIPAL</b>	<b>26,758.24</b>	<b>-500.00</b>	<b>26,258.24</b>	<b>0.00</b>	<b>26,258.24</b>	<b>26,452.24</b>	<b>0.00</b>
06 01 CONTRALOR MUNICIPAL	26,758.24	-500.00	26,258.24	0.00	26,258.24	26,452.24	0.00
06 01 01 DESPACHO DEL CONTRALOR MUNICIPAL	26,758.24	-500.00	26,258.24	0.00	26,258.24	26,452.24	0.00
<b>07 DIRECCION DE OBRAS PUBLICAS, DESARROLLO URBANO Y ECOLOGIA</b>	<b>216,960.62</b>	<b>5,546,943.01</b>	<b>5,763,903.63</b>	<b>4,051,237.</b>	<b>628,532.25</b>	<b>947,709.38</b>	<b>5,135,371.</b>
07 01 DIRECCION DE OBRAS PUBLICAS, DESARROLLO URBANO Y ECOLOGIA	216,960.62	5,546,943.01	5,763,903.63	4,051,237.	628,532.25	947,709.38	5,135,371.
07 01 01 DESPACHO DE LA DIRECCION DE OBRAS PUBLICAS, DESARROLLO URBANO Y ECOLOGIA	216,960.62	-53,056.99	163,903.63	0.00	163,903.63	168,406.39	0.00
07 01 02 DEPARTAMENTO DE OBRAS PUBLICAS	0.00	5,600,000.00	5,600,000.00	4,051,237.	464,628.62	779,302.99	5,135,371.




**MUNICIPIO DE COQUIMATLAN, COL.**  
**Sistema Integral de Contabilidad Gubernamental**  
**ESTADO ANALITICO DEL EJERCICIO DEL PRESUPUESTO DE EGRESOS**

Clasificación Administrativa

**DEL 1 DE MAYO AL 31 DE MAYO DE 2023**

Análisis por: Clasificación Administrativa

Clave Presupuestaria	Descripción	Aprobado May-May	Ampliaciones / (Reducciones) May-May	Modificado May-May	DpC. May- May	Devengado May-May	Pagado May-May	Subejercicio May-May
<b>08</b>	<b>DIRECCION DE SERVICIOS PUBLICOS</b>	<b>1,559,156.92</b>	<b>-283,190.26</b>	<b>1,275,966.66</b>	<b>0.00</b>	<b>1,275,966.66</b>	<b>1,538,464.40</b>	<b>0.00</b>
08 01	DIRECCION DE SERVICIOS PUBLICOS	1,559,156.92	-283,190.26	1,275,966.66	0.00	1,275,966.66	1,538,464.40	0.00
08 01 01	DESPACHO DE LA DIRECCION DE SERVICIOS PUBLICOS	1,540,318.38	-311,081.46	1,229,236.92	0.00	1,229,236.92	1,491,734.66	0.00
08 01 03	DEPARTAMENTO DE PARQUES Y JARDINES	7,276.01	28,491.20	35,767.21	0.00	35,767.21	35,767.21	0.00
08 01 04	DEPARTAMENTO DE RASTRO MUNICIPAL	600.00	-600.00	0.00	0.00	0.00	0.00	0.00
08 01 06	DEPARTAMENTO DE PANTEON	10,962.53	0.00	10,962.53	0.00	10,962.53	10,962.53	0.00
<b>09</b>	<b>DIRECCION DE SEGURIDAD PUBLICA, TRANSITO Y VIALIDAD</b>	<b>1,423,366.78</b>	<b>67,261.60</b>	<b>1,490,628.38</b>	<b>0.00</b>	<b>1,490,628.38</b>	<b>1,660,318.03</b>	<b>0.00</b>
09 01	DIRECCION DE SEGURIDAD PUBLICA, TRANSITO Y VIALIDAD	1,423,366.78	67,261.60	1,490,628.38	0.00	1,490,628.38	1,660,318.03	0.00
09 01 01	SEGURIDAD PUBLICA, TRANSITO Y VIALIDAD	1,423,366.78	67,261.60	1,490,628.38	0.00	1,490,628.38	1,660,318.03	0.00
<b>10</b>	<b>DIRECCION DE DESARROLLO MUNICIPAL</b>	<b>161,811.33</b>	<b>2,823.24</b>	<b>164,634.57</b>	<b>0.00</b>	<b>164,634.57</b>	<b>164,934.57</b>	<b>0.00</b>
10 01	DIRECCION DE DESARROLLO MUNICIPAL	161,811.33	2,823.24	164,634.57	0.00	164,634.57	164,934.57	0.00
10 01 01	DESPACHO DE LA DIRECCION DE DESARROLLO MUNICIPAL	59,977.34	635.46	60,612.80	0.00	60,612.80	60,912.80	0.00
10 01 02	DEPARTAMENTO DE PLANEACION	91,825.33	2,187.78	94,013.11	0.00	94,013.11	94,013.11	0.00
10 01 04	DEPARTAMENTO DE DESARROLLO RURAL	10,008.66	0.00	10,008.66	0.00	10,008.66	10,008.66	0.00
<b>11</b>	<b>ORGANISMOS PUBLICOS DESCENTRALIZADOS</b>	<b>676,551.63</b>	<b>-27,441.69</b>	<b>649,109.94</b>	<b>0.00</b>	<b>649,109.94</b>	<b>649,109.94</b>	<b>0.00</b>
11 01	ORGANISMOS PUBLICOS DESCENTRALIZADOS	676,551.63	-27,441.69	649,109.94	0.00	649,109.94	649,109.94	0.00
11 01 01	DIF MUNICIPAL	676,551.63	-27,441.69	649,109.94	0.00	649,109.94	649,109.94	0.00
<b>12</b>	<b>OBRA PUBLICA E INVERSION</b>	<b>3,000,000.00</b>	<b>-3,000,000.00</b>	<b>0.00</b>	<b>0.00</b>	<b>0.00</b>	<b>0.00</b>	<b>0.00</b>
12 01	OBRA PUBLICA	3,000,000.00	-3,000,000.00	0.00	0.00	0.00	0.00	0.00
12 01 01	OBRA PUBLICA	3,000,000.00	-3,000,000.00	0.00	0.00	0.00	0.00	0.00
<b>13</b>	<b>DEUDA PUBLICA</b>	<b>104,962.22</b>	<b>22,129.89</b>	<b>127,092.11</b>	<b>0.00</b>	<b>127,092.11</b>	<b>127,092.11</b>	<b>0.00</b>
13 01	DEUDA PUBLICA	104,962.22	22,129.89	127,092.11	0.00	127,092.11	127,092.11	0.00
13 01 01	DEUDA PUBLICA	104,962.22	22,129.89	127,092.11	0.00	127,092.11	127,092.11	0.00
<b>14</b>	<b>TRANSFERENCIAS, SUBSIDIOS Y AYUDAS</b>	<b>16,666.66</b>	<b>51,333.34</b>	<b>68,000.00</b>	<b>0.00</b>	<b>68,000.00</b>	<b>68,000.00</b>	<b>0.00</b>
14 03	AYUDAS	16,666.66	51,333.34	68,000.00	0.00	68,000.00	68,000.00	0.00
14 03 01	AYUDAS SOCIALES A PERSONAS	16,666.66	51,333.34	68,000.00	0.00	68,000.00	68,000.00	0.00
<b>TOTAL DEL GASTO:</b>		<b>10,996,070.64</b>	<b>1,871,379.04</b>	<b>12,867,449.68</b>	<b>4,051,237.90</b>	<b>7,732,078.30</b>	<b>8,366,875.94</b>	<b>5,135,371.38</b>




**MUNICIPIO DE COQUIMATLAN, COL.**  
**Sistema Integral de Contabilidad Gubernamental**  
**ESTADO ANALITICO DEL EJERCICIO DEL PRESUPUESTO DE EGRESOS**

Clasificación Administrativa

**DEL 1 DE ENERO AL 31 DE MAYO DE 2023**

Análisis por: Clasificación Administrativa

Clave Presupuestaria UP-UR-UE	Descripción	Aprobado Ene-May	Ampliaciones / (Reducciones) Ene-May	Modificado Ene-May	DpC Ene- May	Devengado Ene-May	Pagado Ene-May	Subejercicio Ene-May
<b>01</b>	<b>REGIDORES</b>	<b>1,332,226.30</b>	<b>-16,900.00</b>	<b>1,315,326.30</b>	<b>0.00</b>	<b>1,315,326.30</b>	<b>1,308,076.30</b>	<b>0.00</b>
01 01	REGIDORES	1,332,226.30	-16,900.00	1,315,326.30	0.00	1,315,326.30	1,308,076.30	0.00
01 01 01	DESACHO DE REGIDORES	1,332,226.30	-16,900.00	1,315,326.30	0.00	1,315,326.30	1,308,076.30	0.00
<b>02</b>	<b>PRESIDENCIA MUNICIPAL</b>	<b>1,240,871.25</b>	<b>-113,831.63</b>	<b>1,127,039.62</b>	<b>0.00</b>	<b>1,127,039.62</b>	<b>1,027,640.72</b>	<b>0.00</b>
02 01	PRESIDENCIA MUNICIPAL	1,240,871.25	-113,831.63	1,127,039.62	0.00	1,127,039.62	1,027,640.72	0.00
02 01 01	DESACHO DE PRESIDENCIA	719,665.95	31,163.18	750,829.13	0.00	750,829.13	651,430.23	0.00
02 01 02	SECRETARIA PARTICULAR	521,205.30	-144,994.81	376,210.49	0.00	376,210.49	376,210.49	0.00
<b>03</b>	<b>SECRETARIA DEL H AYUNTAMIENTO</b>	<b>3,790,084.93</b>	<b>-364,065.34</b>	<b>3,426,019.59</b>	<b>0.00</b>	<b>3,426,019.59</b>	<b>3,412,747.84</b>	<b>0.00</b>
03 01	SECRETARIA DEL H AYUNTAMIENTO	3,790,084.93	-364,065.34	3,426,019.59	0.00	3,426,019.59	3,412,747.84	0.00
03 01 01	DESACHO DE SECRETARIA DEL H AYUNTAMIENTO	1,731,825.86	-243,304.21	1,488,521.65	0.00	1,488,521.65	1,482,028.17	0.00
03 01 02	DIRECCION DE ASUNTOS JURIDICOS	257,548.31	35,910.63	293,458.94	0.00	293,458.94	293,458.94	0.00
03 01 03	DIRECCION DE COMUNICACION SOCIAL	269,634.41	-52,381.32	217,253.09	0.00	217,253.09	216,753.09	0.00
03 01 04	DIRECCION DE CULTURA	297,961.08	-3,632.06	294,329.02	0.00	294,329.02	294,329.02	0.00
03 01 05	DIRECCION DE DEPORTES	547,624.41	-3,830.12	543,794.29	0.00	543,794.29	537,516.02	0.00
03 01 08	JUNTA MUNICIPAL DE PUEBLO JUAREZ	597,490.86	-96,828.26	500,662.60	0.00	500,662.60	500,662.60	0.00
03 01 09	COMISARIAS MUNICIPALES	88,000.00	0.00	88,000.00	0.00	88,000.00	88,000.00	0.00
<b>04</b>	<b>OFICIALIA MAYOR</b>	<b>11,000,629.27</b>	<b>-2,328,961.97</b>	<b>8,671,667.30</b>	<b>0.00</b>	<b>8,671,667.30</b>	<b>8,344,192.02</b>	<b>0.00</b>
04 01	OFICIALIA MAYOR	11,000,629.27	-2,328,961.97	8,671,667.30	0.00	8,671,667.30	8,344,192.02	0.00
04 01 01	DESACHO DE OFICIALIA MAYOR	4,503,743.34	-141,110.62	4,362,632.72	0.00	4,362,632.72	4,314,571.61	0.00
04 01 03	DEPARTAMENTO DE RECURSOS HUMANOS	6,351,479.33	-2,185,937.87	4,165,541.46	0.00	4,165,541.46	3,886,127.29	0.00
04 01 05	DEPARTAMENTO DE INFORMATICA	145,406.60	-1,913.48	143,493.12	0.00	143,493.12	143,493.12	0.00
<b>05</b>	<b>TESORERIA MUNICIPAL</b>	<b>2,928,458.87</b>	<b>-328,125.12</b>	<b>2,600,333.75</b>	<b>2.32</b>	<b>2,600,333.75</b>	<b>2,591,264.14</b>	<b>2.32</b>
05 01	TESORERIA MUNICIPAL	2,928,458.87	-328,125.12	2,600,333.75	2.32	2,600,333.75	2,591,264.14	2.32
05 01 01	DESACHO DE TESORERIA MUNICIPAL	2,469,393.65	-372,680.54	2,096,713.11	2.32	2,096,710.79	2,087,643.50	2.32
05 01 02	DIRECCION DE INGRESOS	98,721.72	36,518.91	135,240.63	0.00	135,240.63	135,240.63	0.00
05 01 03	DIRECCION DE EGRESOS Y CONTABILIDAD	200,199.28	6,552.91	206,752.19	0.00	206,752.19	206,752.19	0.00
05 01 04	DIRECCION DE CATASTRO	160,144.22	1,483.60	161,627.82	0.00	161,627.82	161,627.82	0.00
<b>06</b>	<b>CONTRALOR MUNICIPAL</b>	<b>132,517.56</b>	<b>-2,500.00</b>	<b>130,017.56</b>	<b>6.00</b>	<b>130,017.56</b>	<b>130,011.56</b>	<b>6.00</b>
06 01	CONTRALOR MUNICIPAL	132,517.56	-2,500.00	130,017.56	6.00	130,017.56	130,011.56	6.00
06 01 01	DESACHO DEL CONTRALOR MUNICIPAL	132,517.56	-2,500.00	130,017.56	6.00	130,017.56	130,011.56	6.00
<b>07</b>	<b>DIRECCION DE OBRAS PUBLICAS, DESARROLLO URBANO Y ECOLOGIA</b>	<b>1,077,292.43</b>	<b>6,369,013.21</b>	<b>7,446,305.64</b>	<b>4,051,237.</b>	<b>1,576,694.05</b>	<b>1,572,425.23</b>	<b>5,869,611.</b>
07 01	DIRECCION DE OBRAS PUBLICAS, DESARROLLO URBANO Y ECOLOGIA	1,077,292.43	6,369,013.21	7,446,305.64	4,051,237.	1,576,694.05	1,572,425.23	5,869,611.
07 01 01	DESACHO DE LA DIRECCION DE OBRAS PUBLICAS, DESARROLLO URBANO Y ECOLOGIA	1,077,292.43	-279,901.37	797,391.06	0.00	797,391.06	793,122.24	0.00
07 01 02	DEPARTAMENTO DE OBRAS PUBLICAS	0.00	6,648,914.58	6,648,914.58	4,051,237.	779,302.99	779,302.99	5,869,611.



**MUNICIPIO DE COQUIMATLAN, COL.**  
**Sistema Integral de Contabilidad Gubernamental**  
**ESTADO ANALITICO DEL EJERCICIO DEL PRESUPUESTO DE EGRESOS**

Clasificación Administrativa

**DEL 1 DE ENERO AL 31 DE MAYO DE 2023**

Análisis por: Clasificación Administrativa

Clave Presupuestaria	Descripción	Aprobado Ene-May	Ampliaciones / (Reducciones) Ene-May	Modificado Ene-May	DpC Ene-May	Devengado Ene-May	Pagado Ene-May	Subejercicio Ene-May
<b>08</b>	<b>DIRECCION DE SERVICIOS PUBLICOS</b>	<b>7,714,011.15</b>	<b>-830,681.31</b>	<b>6,883,329.84</b>	<b>0.00</b>	<b>6,883,329.84</b>	<b>6,623,791.47</b>	<b>0.00</b>
08 01	DIRECCION DE SERVICIOS PUBLICOS	7,714,011.15	-830,681.31	6,883,329.84	0.00	6,883,329.84	6,623,791.47	0.00
08 01 01	DESPACHO DE LA DIRECCION DE SERVICIOS PUBLICOS	7,620,995.13	-961,945.28	6,659,049.85	0.00	6,659,049.85	6,399,511.48	0.00
08 01 03	DEPARTAMENTO DE PARQUES Y JARDINES	35,910.63	128,463.97	164,374.60	0.00	164,374.60	164,374.60	0.00
08 01 04	DEPARTAMENTO DE RASTRO MUNICIPAL	3,000.00	2,800.00	5,800.00	0.00	5,800.00	5,800.00	0.00
08 01 06	DEPARTAMENTO DE PANTEON	54,105.39	0.00	54,105.39	0.00	54,105.39	54,105.39	0.00
<b>09</b>	<b>DIRECCION DE SEGURIDAD PUBLICA, TRANSITO Y VIALIDAD</b>	<b>6,992,940.14</b>	<b>-90,209.82</b>	<b>6,902,730.32</b>	<b>0.00</b>	<b>6,902,730.32</b>	<b>6,549,064.33</b>	<b>0.00</b>
09 01	DIRECCION DE SEGURIDAD PUBLICA, TRANSITO Y VIALIDAD	6,992,940.14	-90,209.82	6,902,730.32	0.00	6,902,730.32	6,549,064.33	0.00
09 01 01	SEGURIDAD PUBLICA, TRANSITO Y VIALIDAD	6,992,940.14	-90,209.82	6,902,730.32	0.00	6,902,730.32	6,549,064.33	0.00
<b>10</b>	<b>DIRECCION DE DESARROLLO MUNICIPAL</b>	<b>780,715.01</b>	<b>25,405.18</b>	<b>806,120.19</b>	<b>0.00</b>	<b>806,120.19</b>	<b>805,920.19</b>	<b>0.00</b>
10 01	DIRECCION DE DESARROLLO MUNICIPAL	780,715.01	25,405.18	806,120.19	0.00	806,120.19	805,920.19	0.00
10 01 01	DESPACHO DE LA DIRECCION DE DESARROLLO MUNICIPAL	285,565.24	6,833.23	292,398.47	0.00	292,398.47	292,198.47	0.00
10 01 02	DEPARTAMENTO DE PLANEACION	445,752.19	18,571.95	464,324.14	0.00	464,324.14	464,324.14	0.00
10 01 04	DEPARTAMENTO DE DESARROLLO RURAL	49,397.58	0.00	49,397.58	0.00	49,397.58	49,397.58	0.00
<b>11</b>	<b>ORGANISMOS PUBLICOS DESCENTRALIZADOS</b>	<b>3,382,758.15</b>	<b>-134,344.26</b>	<b>3,248,413.89</b>	<b>0.00</b>	<b>3,248,413.89</b>	<b>3,134,762.05</b>	<b>0.00</b>
11 01	ORGANISMOS PUBLICOS DESCENTRALIZADOS	3,382,758.15	-134,344.26	3,248,413.89	0.00	3,248,413.89	3,134,762.05	0.00
11 01 01	DIF MUNICIPAL	3,382,758.15	-134,344.26	3,248,413.89	0.00	3,248,413.89	3,134,762.05	0.00
<b>12</b>	<b>OBRA PUBLICA E INVERSION</b>	<b>4,500,000.00</b>	<b>-4,500,000.00</b>	<b>0.00</b>	<b>0.00</b>	<b>0.00</b>	<b>0.00</b>	<b>0.00</b>
12 01	OBRA PUBLICA	4,500,000.00	-4,500,000.00	0.00	0.00	0.00	0.00	0.00
12 01 01	OBRA PUBLICA	4,500,000.00	-4,500,000.00	0.00	0.00	0.00	0.00	0.00
<b>13</b>	<b>DEUDA PUBLICA</b>	<b>503,313.42</b>	<b>122,713.36</b>	<b>626,026.78</b>	<b>0.00</b>	<b>626,026.78</b>	<b>626,026.78</b>	<b>0.00</b>
13 01	DEUDA PUBLICA	503,313.42	122,713.36	626,026.78	0.00	626,026.78	626,026.78	0.00
13 01 01	DEUDA PUBLICA	503,313.42	122,713.36	626,026.78	0.00	626,026.78	626,026.78	0.00
<b>14</b>	<b>TRANSFERENCIAS, SUBSIDIOS Y AYUDAS</b>	<b>83,333.30</b>	<b>46,266.70</b>	<b>129,600.00</b>	<b>0.00</b>	<b>129,600.00</b>	<b>129,600.00</b>	<b>0.00</b>
14 03	AYUDAS	83,333.30	46,266.70	129,600.00	0.00	129,600.00	129,600.00	0.00
14 03 01	AYUDAS SOCIALES A PERSONAS	83,333.30	46,266.70	129,600.00	0.00	129,600.00	129,600.00	0.00

**TOTAL DEL GASTO:**

**45,459,151.78 -2,146,221.00 43,312,930.78 4,051,246. 37,443,310.87 36,255,522.63 5,869,619. 91**

**22**